

How to apply for money transfer via ATM



➤ Bring your ID card / passport and ATM card. Go to register at every Krung Thai Bank branch

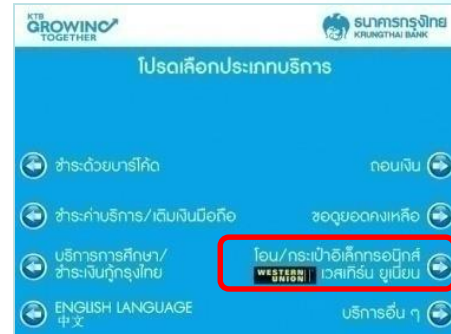
### 8 easy steps to send Western Union money via ATMs.

1. Enter ATM card + Enter card code

Choose &gt;&gt; Other services



2. Select &gt;&gt; Western Union logo



3. Choose the account type that is associated with the card. Select &gt;&gt; Western Union

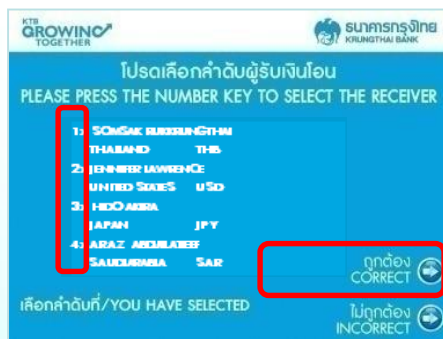


4. Choose &gt;&gt; Send money

Click &gt;&gt; Accept



5. Choose the order of the assignee's number. Press &gt;&gt; Correct



6. Enter the amount to be transferred.

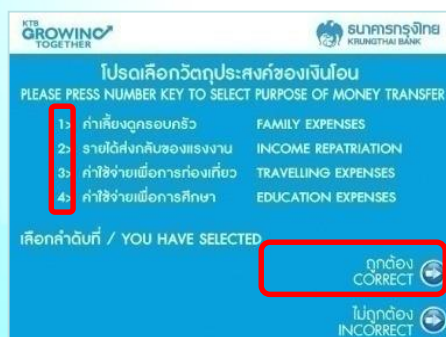
Press &gt;&gt; Correct



7. Choose the purpose of money transfer.

Press &gt;&gt; number

Press &gt;&gt; Correct



8. Check the details and confirm the transaction.

Press &gt;&gt; Confirm

10-digit receipt code can be found on the transaction slip.

(In the MTCN channel and notify the recipient of the destination)

