


- ✓ How to apply for money transfer via ATM 
- ✓ Bring your ID card and ATM card. Go to register at every Krung Thai Bank branch

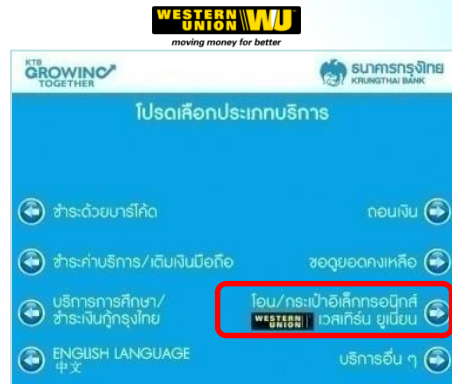
8 easy steps to receive Western Union money via ATMs.

1. Enter ATM card + Enter card code

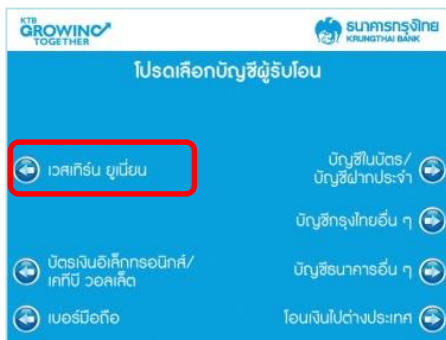
Choose >> Other services



2. Select >> Western Union

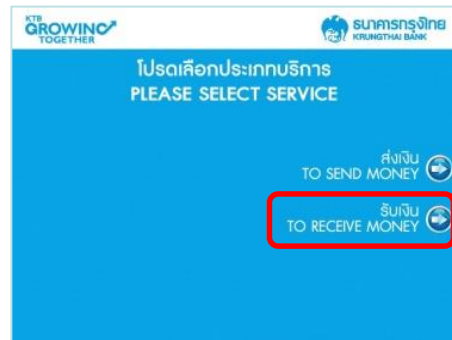


3. Choose the account type that is associated with the card. Select >> Western Union



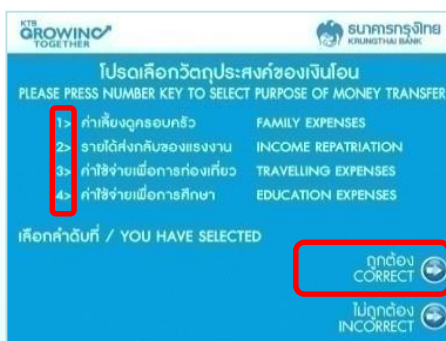
4. Choose >> Get money

Press >> OK



5. Choose the purpose of receiving the money.

Press >> Correct



6. Enter the amount of money transferred

Press >> Correct



7. Enter the receipt code (MTCN)

(Check from the sender)

Press >> Correct



8. Press >> Accept

(Money will be transferred to the account linked to the card)

